



A day out on London Bridge

KS1 Activity Pack



This pack includes a range of sheets to support a visit with the London Bridge models in the Thames Highway gallery for use after the storytelling session.

We suggest that you photocopy 2-3 sheets per child from the pack to use in small groups in the gallery. Please bring clipboards and pencils with you.

London Bridge KS 1

Look at the model of London Bridge in 1440.


The model is _____ of my strides long.

It has _____ buildings on it.

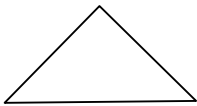
It stands on _____ starlings.

Looking closely

Put a tick in the shape when you find it on the model.



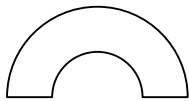
Square




Triangle



Rectangle




Arch

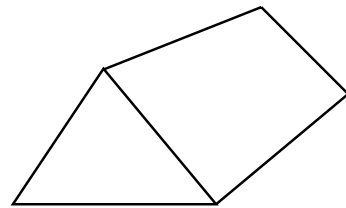


Circle


Can you do 3D shapes, too?



Cuboid



Triangular prism



Sphere

Discussion

What is a starling?

Why does the bridge need to be so strong?

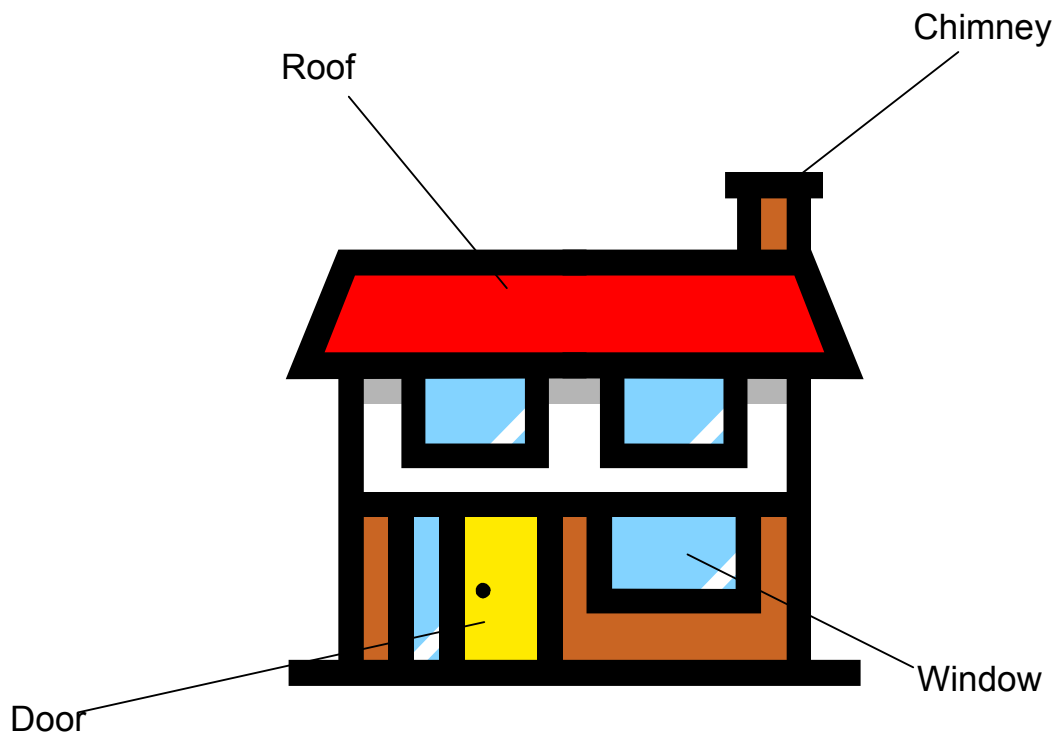
Discussion sheet 1

Same and different

With your group talk about how the houses on the bridge are the same or different

- From the 1600 model
- From their house/flat

These words might help :



What are the houses made of?

Do they have gardens?

Where is your toilet?

(Group Leader point out to the children that there were no toilets in houses at this time and that they threw their waste into the street or the river)

Vocabulary

Starling
Eave
Privy
Lead window
Terrace house
Flat
Bungalow
Detached house
Semi-detached house

Discussion sheet 2

What a noise!

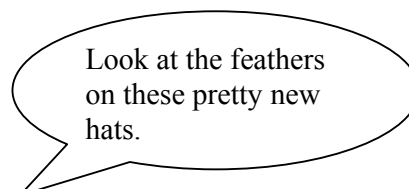
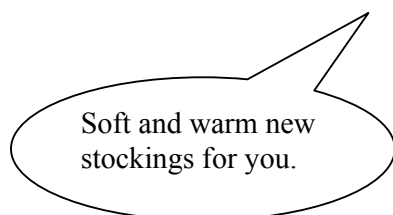
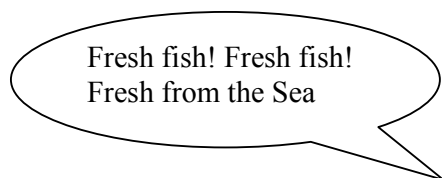
There were many shops and street sellers working on the bridge and you could buy many different things.

Group leader: Ask the children to imagine that they are selling goods on the bridge. They can choose to sell anything from the list below or they may have their own ideas.

Candles
Stockings
Fish

Hats
Bread
Plates and cups made of pewter

Ask them to make up a sentence to encourage people to buy their goods e.g.



When they all have a sentence, ask them to call out to you, the buyer, to encourage you to buy from them. They must get your attention and show off what they have to sell. Let them try to convince you to buy for 1 minute only, then ask them to sit down and consider these questions.

Further questions

How easy would it be to find what you wanted to buy?

Would you enjoy shopping on London Bridge? Why/why not?

How would you keep your purse and shopping safe?

What else might have been a problem?

(Dogs, people throwing dirty water on to the street, smells)

Observation

Look at both models. Can you find the following?
Tick the boxes when you find them.

A toilet (privy)

2 windows of different shapes?

A roof

A starling

Heads on poles

Use the space to draw a part of either bridge.